



DuraSine IT/ITE Series

AC Power Inverter

AC power using Vanner's TruSine® technology handles the most demanding applications. Run compressors, appliances, power tools, test equipment, pumps, lights, motors and more!

The Advantage of Pure Sine-wave Technology

Sine-wave output delivers the most power when you need it . . . at the peak. Power output at the peak of a sine-wave is double the RMS power as well as highly regulated, allowing motors to start easier and faster, and to run cooler and more efficiently.

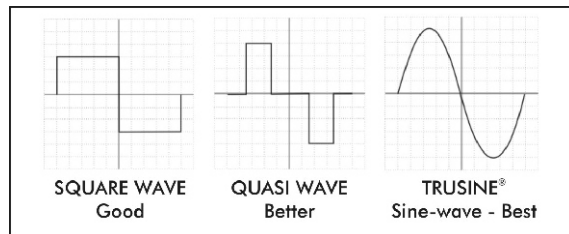
Unlike other sine-wave inverters available today, the IT/ITE is an industrial grade heavy-duty inverter incorporating the advantages of High Frequency power switching technology with the durability and reliability of MOSFET Coupled Transformer technology. The IT/ITE sine-wave output waveform is not distorted under any load - even the most waveform-sensitive instruments will operate more reliably than even utility power.

Customer Designed with You In Mind

The IT/ITE Industrial TruSine® sine-wave inverter is packed with the features and performance you asked for. The installation is easy, the unit's operation is simple, and the design is robust to provide you with years of trouble-free service.

IT/ITE Inverters - Virtually Maintenance Free

The days of oil changes, carbon removals, exhaust fumes, noise, vibration and starting hassles are gone! The IT/ITE Industrial TruSine® system not only saves money on maintenance costs, but saves downtime caused by attending to the needs of high-maintenance engine generators.



TruSine® Technology Sine-wave AC Power

The quality of TruSine® sine-wave output sets the industry standard for output precision. You won't see a multi-stepped output wave found on other inverters. With less than a 4% harmonic distortion you have worry-free AC load compatibility.

Simple Installation

Every step in the installation process has been carefully thought through. Front access to DC, AC and control connections eliminates the awkward pre-connection approach used by other manufacturers to install inverters into vehicle compartments.

No Special Equipment Required


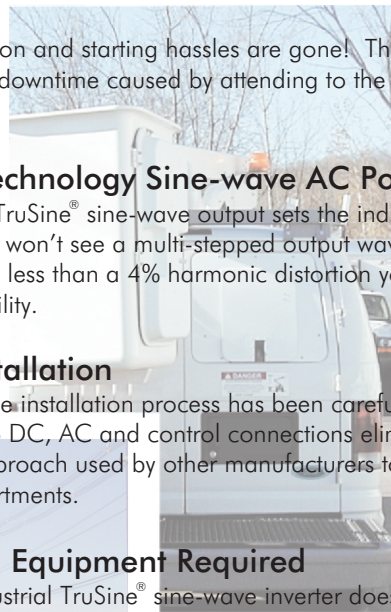
The IT/ITE Industrial TruSine® sine-wave inverter doesn't require any bulky or difficult-to-install special alternators commonly found on belt drive AC power systems. You also won't have to worry about voiding any manufacturer's engine warranties, since the IT/ITE doesn't require expensive, cumbersome alternators or brackets.

Automatic Throttle Control

The IT/ITE is a "thinking inverter". The automatic throttle control provided by the integral Vanner VoltGuard low battery voltage actuator gives you maximum power and run time when your vehicle is equipped with a Vanner automatic throttle system (part no. 73-46). Now the inverter is truly an integrated part of your truck's electrical system, optimizing the truck's performance while minimizing cost.

Tested for Safety

Vanner IT/ITE Industrial TruSine® sine-wave inverters have been tested for safety by Underwriters Laboratories and listed to UL 458 for land mobile vehicles. Vanner ITE Industrial TruSine® Export models are CE certified.



Automatic Throttle 73-46

EXPERIENCE THE POWER.





DuraSine IT/ITE Series

AC Power Inverter

Model Domestic	Continuous Watts	Output Voltage	DC Input Voltage	Voltage Regulation	Frequency Regulation	Waveform Regulation	Weight
IT12-1600	1600	120Vac +/- 5%	10.5-16.6Vdc	+/- 5%	60 +/- .025Hz	<4% THD*	46 lbs (101.2 kg)
IT12-2000	2000	120Vac +/- 5%	10.5-16.6Vdc	+/- 5%	60 +/- .025Hz	<4% THD*	48 lbs (105.6 kg)
IT12-2200S	2200	120Vac +/- 5%	10.5-16.6Vdc	+/- 5%	60 +/- .025Hz	<4% THD*	57 lbs (125.4 kg)
IT12-2600	2600	120Vac +/- 5%	10.5-16.6Vdc	+/- 5%	60 +/- .025Hz	<4% THD*	70 lbs (154 kg)
IT12-3200	3200	120Vac +/- 5%	10.5-16.6Vdc	+/- 5%	60 +/- .025Hz	<4% THD*	75 lbs (165 kg)
IT12-3600PL	3600/30 min.	120Vac +/- 5%	10.5-16.6Vdc	+/- 5%	60 +/- .025Hz	<4% THD*	76 lbs (167.2 kg)
IT24-3500	3500	120Vac +/- 5%	21-33.2Vdc	+/- 5%	60 +/- .025Hz	<4% THD*	75 lbs (165 kg)
Export							
ITE12-1600	1600	230Vac +/- 5%	10.5-16.6Vdc	+/- 5%	50 +/- .025Hz	<4% THD*	46 lbs (101.2 kg)
ITE12-2000	2000	230Vac +/- 5%	10.5-16.6Vdc	+/- 5%	50 +/- .025Hz	<4% THD*	48 lbs (105.6 kg)
ITE12-2200S	2200	230Vac +/- 5%	10.5-16.6Vdc	+/- 5%	50 +/- .025Hz	<4% THD*	57 lbs (125.4 kg)
ITE12-2600	2600	230Vac +/- 5%	10.5-16.6Vdc	+/- 5%	50 +/- .025Hz	<4% THD*	70 lbs (154 kg)
ITE12-3200	3200	230Vac +/- 5%	10.5-16.6Vdc	+/- 5%	50 +/- .025Hz	<4% THD*	75 lbs (165 kg)
ITE12-3600PL	3600/30 min.	230Vac +/- 5%	10.5-16.6Vdc	+/- 5%	50 +/- .025Hz	<4% THD*	76 lbs (167.2 kg)
ITE24-3500	3500	230Vac +/- 5%	21-33.2Vdc	+/- 5%	50 +/- .025Hz	<4% THD*	75 lbs (165 kg)
*Output Waveform: True Sine-wave <4% THD for all loads up to max. surge output							
Protection Features: Electronic Short Circuit and Reverse Polarity protected when DC in-line fuse equipped							
LED Status Indicators: Automatic Throttle Engaged, Low Battery Warning, Low Battery Shutdown, Over-temp Shutdown, Overload, Inverter ON/OFF/Load Demand							
Mounting: Multi-configurable mounting brackets to fit the application need							
Dimensions: 8.0"H x 13.75"W x 15.75"D							
Model numbers are specific to their DC Voltage and Wattage; i.e.: Model number IT12-1600 is: IT (model), 12(DC Voltage), 1600(Wattage)							

Vanner's policy is one of continuous improvement. We reserve the right to change specifications without notice.

Your authorized Vanner distributor is:



**FLEET
ELECTRIC**
Mobile AC Power Specialists

SALES - SERVICE - INSTALLATION

FLEET ELECTRICAL SERVICE, INC.
324 SOUTHWEST CUTOFF
WORCESTER, MA 01604
508-755-8666/800-442-6668/
FAX 508-753-4930
sales@fleetelectric.com

Corporate Office:

Vanner, Inc.
4282 Reynolds Drive
Hilliard, Ohio 43026
Tel: 614-771-2718
Fax: 614-771-4904

©Copyright 2001, Vanner, Inc.

Printed July 2001

"Vanner", "Vanner /Sine-wave Design", and "TruSine" are trademarks of Vanner, Inc
Utility Truck and Van photos courtesy of Fleet Electric..



800-AC POWER

www.vanner.com

e-mail: pwrsales@vanner.com

